

2016-2017 OSSLT

Things you need to know



3 OSSLT Opportunities



2016-2017 Test Dates:

Online: October 20th (morning or afternoon)

Online: March 30th (morning or afternoon)

Pen & Paper: March 30th (morning only)

OSSLT



Prep Sessions:

- Week of September 26
- Online Practice October 4 or 5

After Hours Literacy

- Tuesdays and Thursdays at lunch
- Sept. 27-Oct. 18
- rm. 225
- Pizza provided
- See Ms. Romaniuk for permission form

What are the two main areas that are assessed on the OSSLT?

Reading and Writing



What is the weighting of each?

45% writing


55% reading

What are the three types of reading skills that are assessed?

Explicit – answer is on the page;

Implicit – answer needs students to infer;

Making Connections – students need to connect answers to themselves or another event or experience.



Which of the reading skills is most heavily weighted?

Implicit questions – of all the multiple choice reading questions, most of them require students to infer.

The four writing skills that are assessed on the test:

1. Developing a main idea
2. Organizing information
3. Using conventions
4. Topic development

Want to make sure you are on the right track?

Use part of the question in the answer

& EXPLAIN in detail!

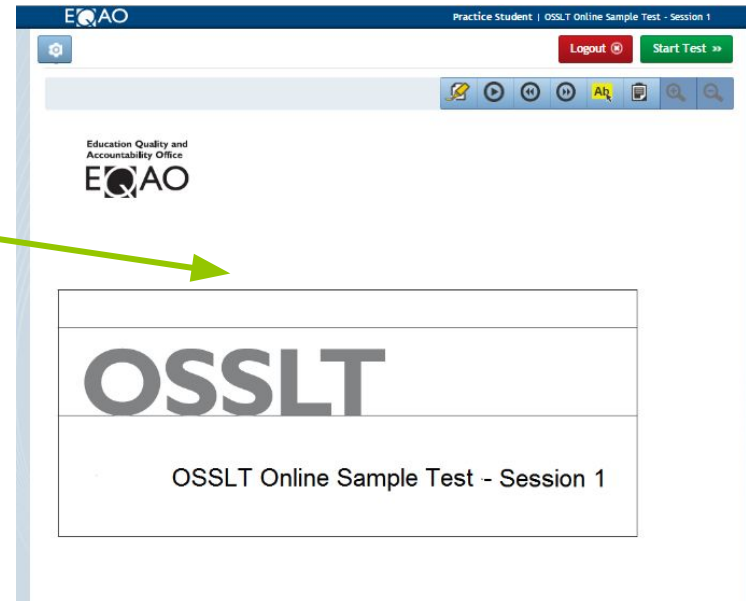


Which parts of writing assessment are worth the most marks?

1. **Topic development** (explain your answer with lots of details/examples/support)
2. **Using conventions** (spelling, grammar, mechanics)

2 formats this year...

❖ Online

❖ Pen and Paper



Online OSSLT

- ❖ Online Assessment - October 20th - **FREE SHOT AT THE TEST**
- ❖ Only counts if you are successful!
- ❖ Another online test - March 30th, 2017

<https://ontariotest.com/Practice/EQA0en>

Online OSSLT Info...

- ❖ More information will be coming about the online OSSLT in your Prep Sessions
- ❖ We will teach you how to use the online test kiosk, as well as prepare you for the test

Pen and Paper format...

Booklet 1

QUESTIONS

Grade Nine Practice Literacy Test 2015

Follow along as your teacher reads the instructions:

INSTRUCTIONS

- ✓ Check the identification numbers on the *Question* and *Answer* booklets to see that the final 12 digits still match. If they do not, report the problem to the teacher in charge.
- ✓ Check the pages of your *Question* and *Answer* booklets to see that they are in order. If they are not, report the problem to the teacher in charge.

Note:
You are not permitted to use cellphones, audio- or video-recording devices, digital music devices or e-mail or text messaging devices during the assessment.

No work in this booklet will be scored.

Education Quality and Accountability Office
EQAO

Continue to follow along as your teacher reads the directions on the cover of *Answer Booklet 1*.

Booklet 1

ANSWERS

Grade Nine Practice Literacy Test 2015

INSTRUCTIONS

Answer all questions. If you leave a question blank, the question will be scored zero.
Use only pencil or blue or black pen.

Answering Multiple-Choice Questions

Choose the best or most correct answer for each question.
To indicate your answer, fill in the circle completely, as shown below.

Like this: Not like this:

If you fill in more than one circle for a question, the question will be scored incorrect.
To change a multiple-choice answer, erase or cross out your answer and fill in the circle for your new answer. Ensure that your final answer is clear.

Answering Open-Response Questions

For the writing sections, pay attention to clarity, organization, spelling, grammar and punctuation.
The lined space in this booklet indicates the approximate length of the response expected.

Student Name: (First) _____ (Last) _____
Please circle one: Male Female
Please circle one: Applied - English
Academic - English
Locally Developed-English
ESL
Elementary School: _____
First Language Spoken at home: _____

Provide ALL your answers to multiple-choice and open-response questions in this booklet. Space is available for rough notes.

Education Quality and Accountability Office
EQAO

You are now ready to start the test.

- ❖ **Pen & Paper** - March 30th, 2017
- ❖ **Every** answer must be recorded in the Answer Booklet
- ❖ **Nothing** written in the Question Booklet will be scored
- ❖ **Make sure** you are answering the correct questions in the Answer Booklet

What is the minimum score a student needs to pass the literacy test?

- ❖ Students must earn a total of 300 (or 75%) to pass this test.

What is the maximum score a student may obtain on the literacy test?

- ❖ 400
- ❖ Sir Winston Churchill's highest score has been 395.
- ❖ Maybe this year YOU will get 400!

What is the approximate value of a single MC question?

- A single MC question is worth about 5 marks of the required 300.
- **Leave no blanks behind!**
- In the past, we had students who missed passing the test by only one or two MC questions (only 5 or 10 points).
- You don't want this to happen to you.

So, what's the point?



- The point is **every mark counts**. The more you know and can use on the test, the better you will be able to do.
- Prep sessions begin **the week of September 26** – you need to attend *EVERY ONE!*
- Your teachers will be preparing you for the test and giving you feedback on your work.

Top Tips...



- Complete Prep Sessions
- Pre-read questions
- Underline
- Highlight (use online tools)

Top Tips...

- Add details
- Use the space (watch character count online)
- Reread your answers
- Leave NO blanks



Top Tips...



- Scribe or computer (pen & paper IEP only)
- Print or write neatly (pen & paper test)

Good Luck!

Try your best!

